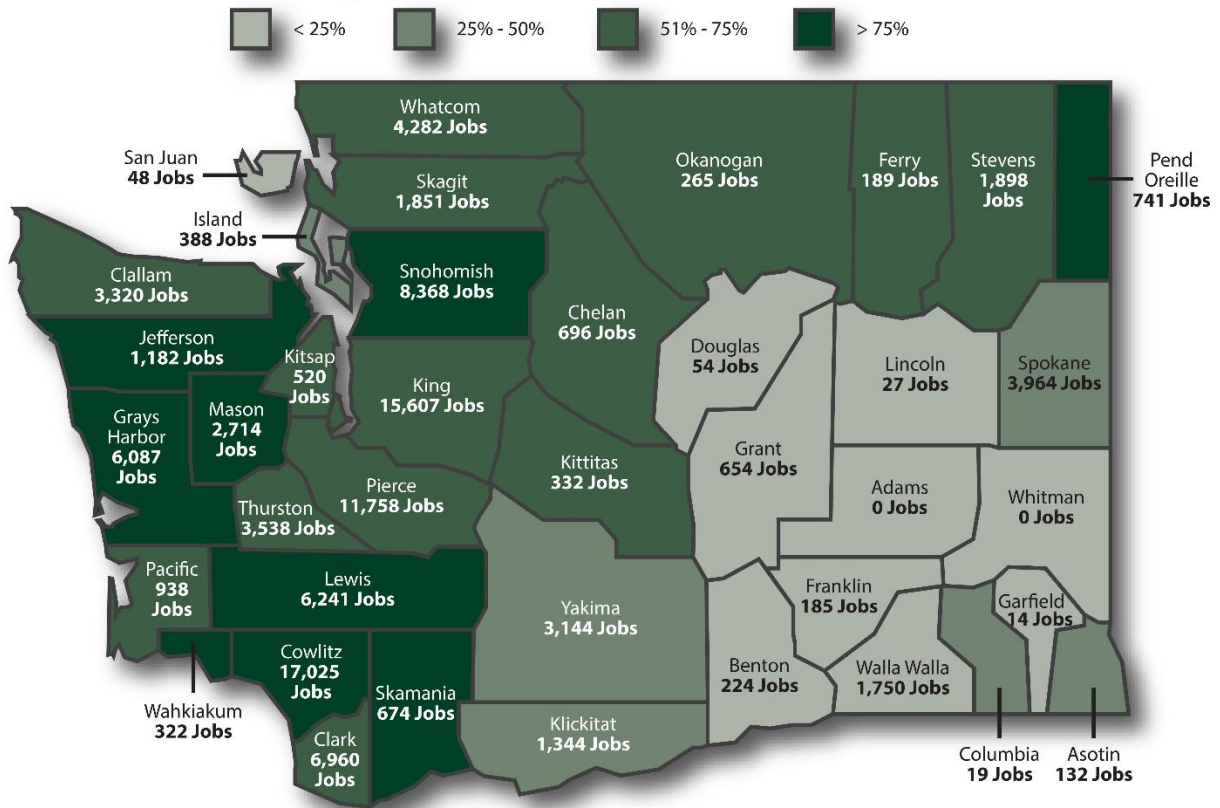


# Timber Industry Economic Impact

## 106,000 jobs and \$5.2 billion in wages (2014)

### Percentage of County that is Forestland



## Washington State Working and Restricted Forest

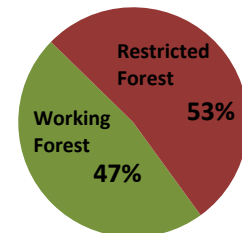
### WASHINGTON STATE FORESTLAND and ECONOMIC IMPACT

<b>Working Forests (47%):</b>	
Private-State-Tribal-County	10,214,092
Federal	660,643
<b>Restricted from harvest (53%):</b>	
Private-State-Tribal-County	2,567,398
Federal	9,541,306
<b>Total Forestland Acres</b>	<b>22,983,438</b>
<b>Total jobs (direct, indirect and induced)</b>	<b>105,848</b>
<b>Wages</b>	<b>\$5,244,586,540</b>
<b>Taxes &amp; fees</b>	<b>\$213,580,489</b>

### MOST OF ECONOMIC IMPACT IS FROM NON-FEDERAL FORESTS

<b>Private-State-County-Tribal Forest:</b>		
Working Forest	80%	10,214,092
Restricted (Set-aside from harvest):	20%	2,567,398
<b>Total Private-State-Tribal-County</b>		<b>12,781,489</b>

### Washington State Forestland 22,983,438 acres



- One-half of Washington State is forested.
- 47% are working forests providing environmental and economic benefit.
- 53% of forests are restricted from harvest by local, state and federal law.
- 96% of harvest is from non-federal lands.

# Clallam County

93% is Forestland – (1,034,606 ac.)

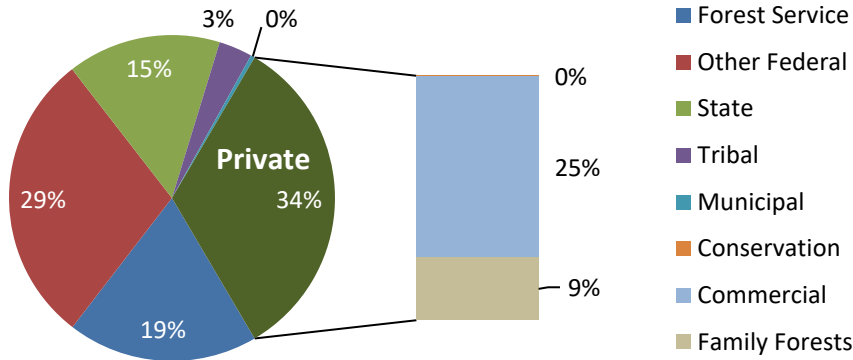


\$140 Million in Wages and \$7.9 Million in Taxes are Paid Annually in Clallam County by the Forest Products Industry

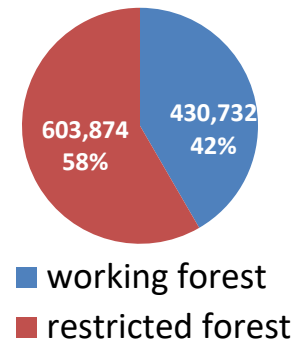
Clallam County's 2016 Timber Harvest Volume is Equivalent to more than 25,700 Homes

Working forests provide economic and environmental benefits.

## Clallam County Forestland by Ownership



## Clallam County Working & Restricted Forests

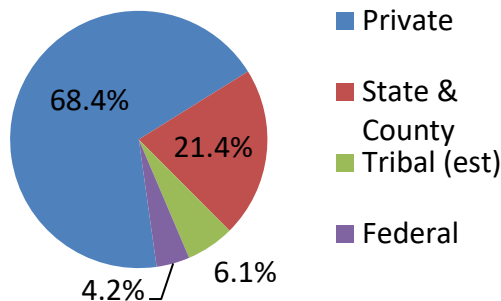


## Washington State is the 2<sup>nd</sup> Largest Lumber Producer in the Nation

Forestry	State Total	Clallam	%
Direct Jobs	41,912	1,131	2.7%
Total jobs	105,848	2,699	2.6%
Wages	\$5,244,586,540	\$140,356,221	2.7%
Taxes	\$213,580,489	\$7,885,678	3.7%

42% of Clallam County forestlands are working forests, contributing to the Washington State economy through jobs, taxes and production of wood & paper products.

## 2016 Timber Harvest 3 bbf



Although only 37% of Washington State's forestlands are privately owned, timber harvest from privately owned forestland accounted for 68% of the annual statewide timber harvest in 2016.



## Forest Industry Total Jobs Includes Direct, Indirect and Induced Employment

Data calculated using the Bureau of Economic Analysis Benchmark Series, RIMSII, Type II, Direct Effect multipliers. Forest2Market (2014 data)

Sources: Forest 2 Market economic study; University of Washington, Forestland Database, Luke Rogers [www.ruraltech.org](http://www.ruraltech.org); WFPA Forest Facts & Figures; WA Dept. of Revenue; [www.data.wa.gov](http://www.data.wa.gov)

Contact: Cindy Mitchell at WFPA: (360) 352-1500 [www.wfpa.org](http://www.wfpa.org) [www.forestsandfish.com](http://www.forestsandfish.com)