

Grays Harbor County

78% Forestland - (1,120,182 ac.)

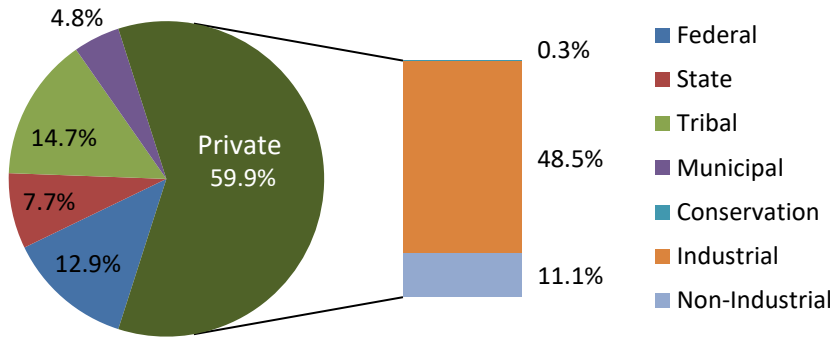


\$238 Million in Wages and \$12.5 Million in Taxes are Paid Annually in Grays Harbor County by the Forest Products Industry

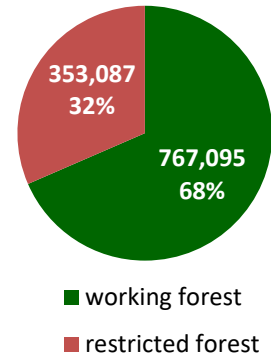
Grays Harbor County's 2016 Timber Harvest Volume is Equivalent to more than 43,000 Homes

Working forests provide economic and environmental benefits

Grays Harbor County Forestland by Ownership



Grays Harbor County Working & Restricted Forest

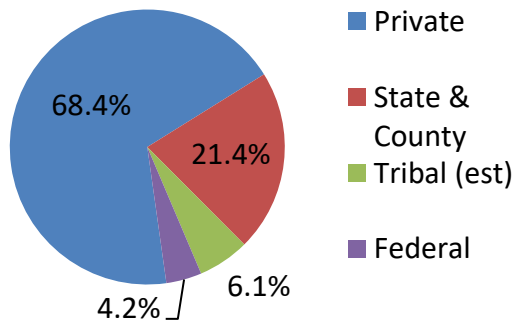


Washington State is the 2nd Largest Lumber Producer in the Nation

Forestry	State Total	Grays Harbor	%
Direct Jobs	41,912	1,778	4.2%
Total jobs	105,848	4,410	4.2%
Wages	\$5,244,586,540	\$238,420,590	4.5%
Taxes	\$213,580,489	\$12,364,197	5.8%

68% of Grays Harbor County forestlands are working forests, contributing to the Washington State economy through jobs, taxes and production of wood & paper products.

2016 Statewide Timber Harvest 3 bbf



Although only 37% of Washington State's forestlands are privately owned, timber harvest from privately owned forestland accounted for 68% of the annual statewide timber harvest in 2016.



Forest Industry Total Jobs Includes Direct, Indirect and Induced Employment

Data calculated using the Bureau of Economic Analysis Benchmark Series, RIMSII, Type II, Direct Effect multipliers. Forest2Market (2014 data)

Sources: Forest 2 Market economic study; University of Washington, Forestland Database, Luke Rogers www.ruraltech.org; WFPA Forest Facts & Figures; WA Dept. of Revenue; www.data.wa.gov

Contact: Cindy Mitchell at WFPA: (360) 352-1500 www.wfpa.org www.forestsandfish.com