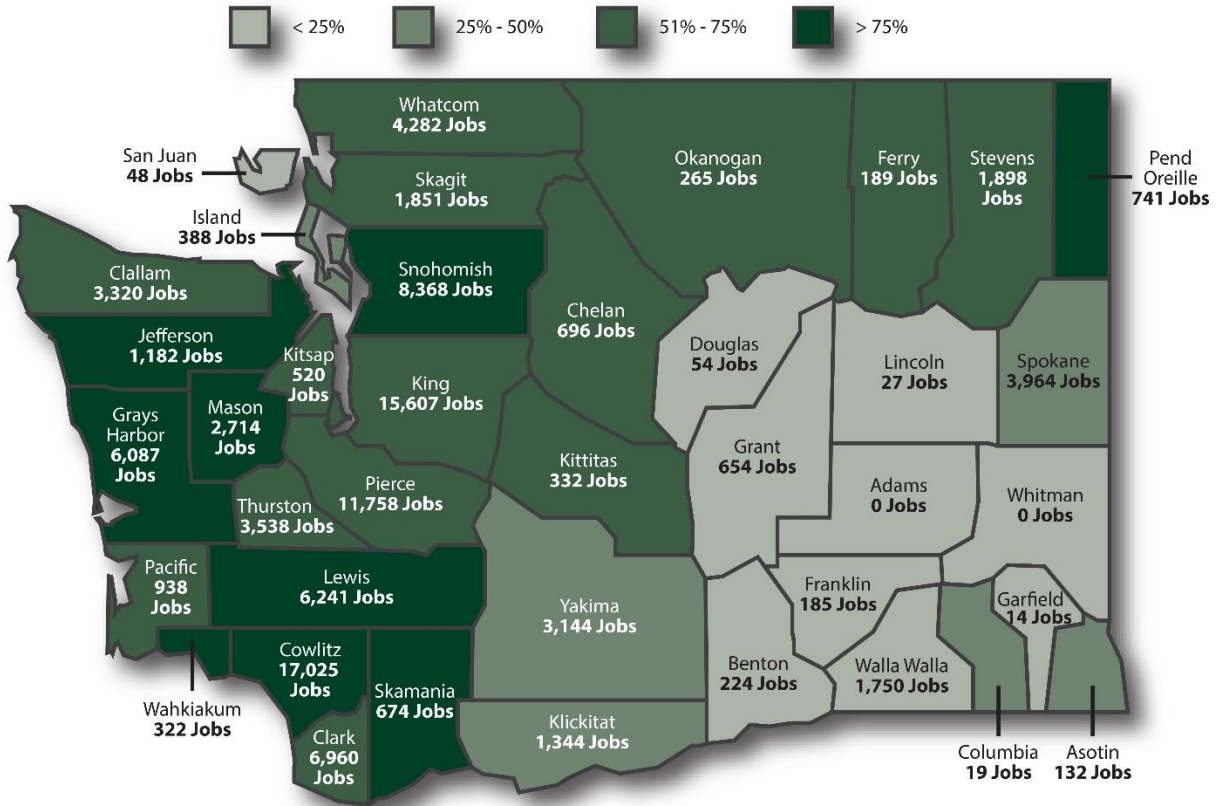


Timber Industry Economic Impact

106,000 jobs and \$5.2 billion in wages (2014)

Percentage of County that is Forestland



Washington State Working and Restricted Forest

WASHINGTON STATE FORESTLAND and ECONOMIC IMPACT

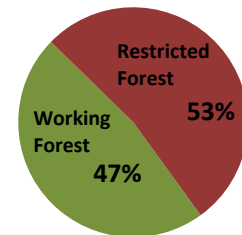
Working Forests (47%):	
Private-State-Tribal-County	10,214,092
Federal	660,643
Restricted from harvest (53%):	
Private-State-Tribal-County	2,567,398
Federal	9,541,306
Total Forestland Acres	22,983,438

Total jobs (direct, indirect and induced)	105,848
Wages	\$5,244,586,540
Taxes & fees	\$213,580,489

MOST OF ECONOMIC IMPACT IS FROM NON-FEDERAL FORESTS

Private-State-County-Tribal Forest:		
Working Forest	80%	10,214,092
Restricted (Set-aside from harvest):	20%	2,567,398
Total Private-State-Tribal-County		12,781,489

Washington State Forestland 22,983,438 acres



- One-half of Washington State is forested.
- 47% are working forests providing environmental and economic benefit.
- 53% of forests are restricted from harvest by local, state and federal law.
- 96% of harvest is from non-federal lands.

Skagit County

80% Forestland - (890,416 ac.)

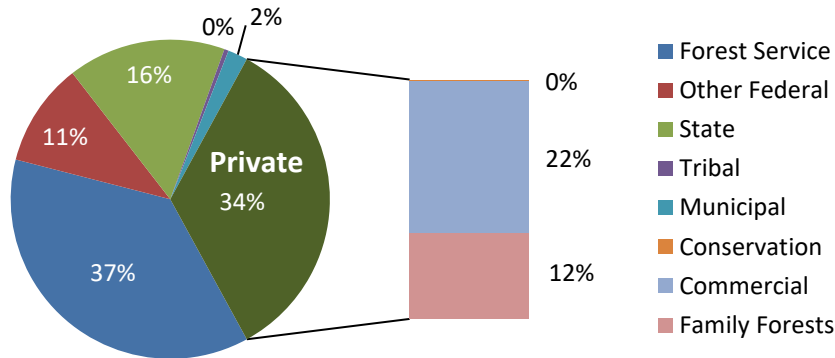


\$126 Million in Wages and \$5.7 Million in Taxes are Paid Annually in Skagit County by the Forest Products Industry

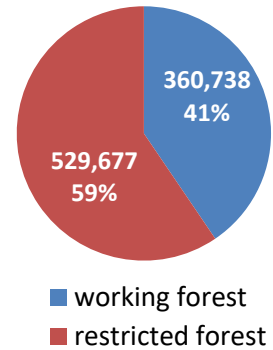
Skagit County's 2016 Timber Harvest Volume is Equivalent to nearly 15,600 Homes

Working forests provide economic and environmental benefits

Skagit County Forestland by Ownership



Skagit County Working & Restricted Forest

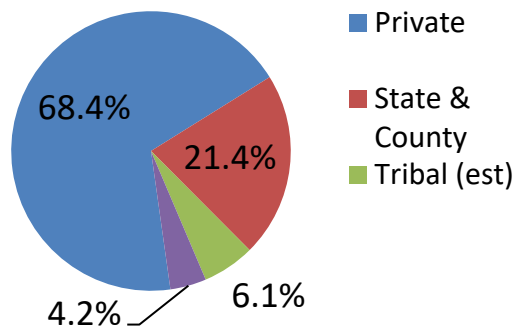


Washington State is the 2nd Largest Lumber Producer in the Nation

Forestry	State Total	Skagit	%
Direct Jobs	41,912	992	2.4%
Total jobs	105,848	2,464	2.3%
Wages	\$5,244,586,540	\$126,302,612	2.4%
Taxes	\$213,580,489	\$5,666,227	2.7%

41% of Skagit County forestlands are working forests, contributing to the Washington State economy through jobs, taxes and production of wood & paper products.

2016 Timber Harvest 3 bbf



Although only 37% of Washington State's forestlands are privately owned, timber harvest from privately owned forestland accounted for 68% of the annual statewide timber harvest in 2016.



Forest Industry Total Jobs
Includes Direct, Indirect and Induced Employment

Data calculated using the Bureau of Economic Analysis Benchmark Series, RIMSII, Type II, Direct Effect multipliers. Forest2Market (2014 data)

Sources: Forest 2 Market economic study; University of Washington, Forestland Database, Luke Rogers www.ruraltech.org; WFPA Forest Facts & Figures; WA Dept. of Revenue; www.data.wa.gov

Contact: Cindy Mitchell at WFPA: (360) 352-1500 www.wfpa.org www.forestsandfish.com

<http://data.workingforests.org/#Skagit>